

## Mini High

SOLAR WALL LIGHT



SWL-11-V1

# INTRODUCTION

Product specifications

01

FRONT COVER

02

CATALOG

03

MAIN  
ADVANTAGES

04

OTHER  
ADVANTAGES

05

SPECIFICATIONS

06

OPTICAL  
FIGURE

07

DIMENTION  
FIGURE

08

MORE DETAILS

09

CORE  
TECHNOLOGY

10

PACKAGE DETAIL

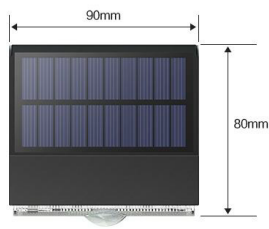
11

APPLICATION


## 1000LUMENS SUPER BRIGHT EMERGENCY SOLAR WALL LIGHT




Size VS iPhone X



CASE HEAT DISSIPATION TECHNOLOGY





Cable Tie



Cable Tie



Screw

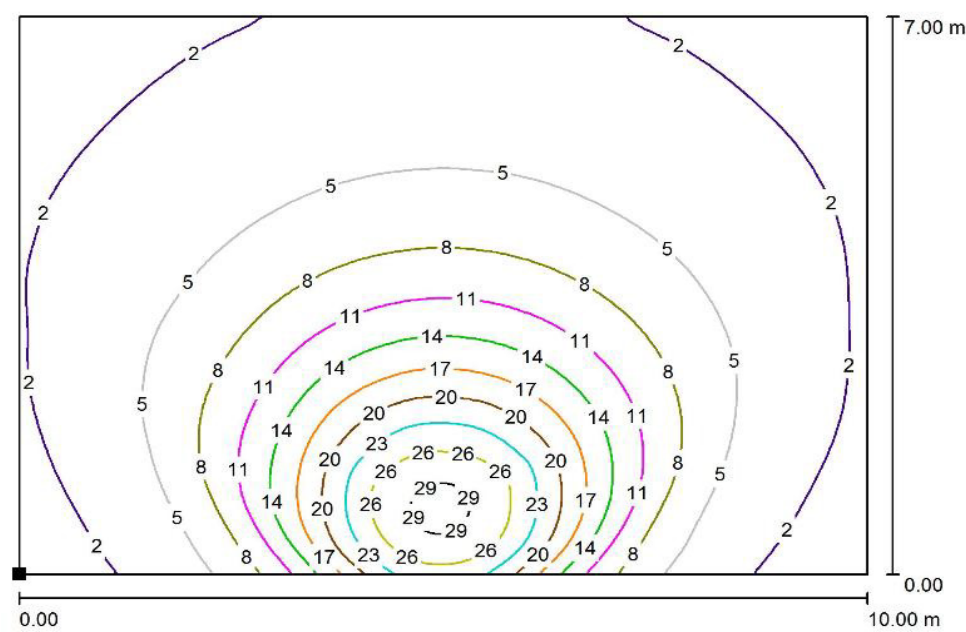
## MULTIPLE INSTALLATION WAY

Advantage:  
Multiple installation way  
Multi-angle Adjustable  
ALS2.1 Patent Technology  
Durable using by TCS technology

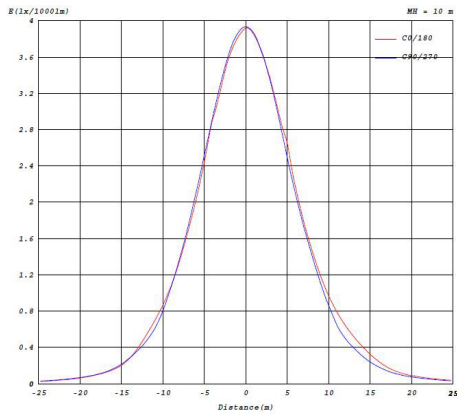


Item : Mini High	
Light Brightness	1000 lumens
Solar panel	
Power	Polycrystalline , 5V/0.5W
Li-ion battery	
Capacity	3.7V7.4WH 2.0AH/PC
Charging/Discharging Temp	0~45°C/-20~60°C
Charging Time	20H
LED (OSRAM)	2835 20pcs
Color Temp	4000K , Ra 80+
Efficiency	190lm/W
UV LED	-
Performance	
Lighting Time in Rainyday	>10 days
Control Mode	Button Switch , ON/OFF Long Press 1.5s
Lighting Mode	M1 : 0LM+PIR 1000LM(10S)
	M2 : 20LM+PIR 1000LM(10S)
	M3 : 20LM
Mode Indication	-
Capacity Indication	-
PIR	120° , > 5m
Core technology	ALS 2.1 / TCS 1.0
Solar Panel Autoclean	-
IP/IK Class	IP65
Install Height	2.0M-3.0M


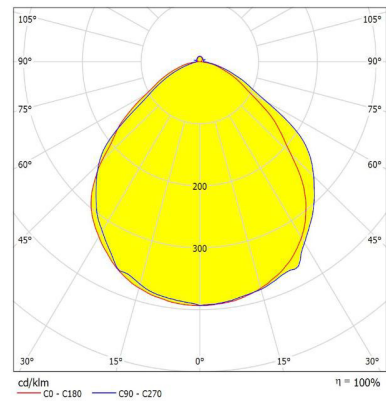
Road Simulated Diagram

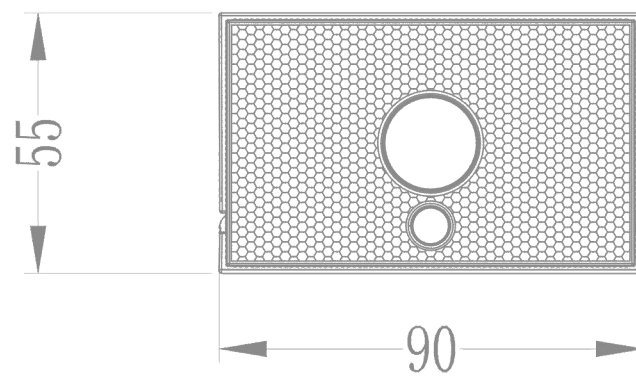
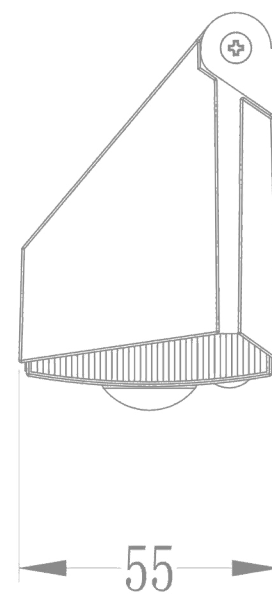
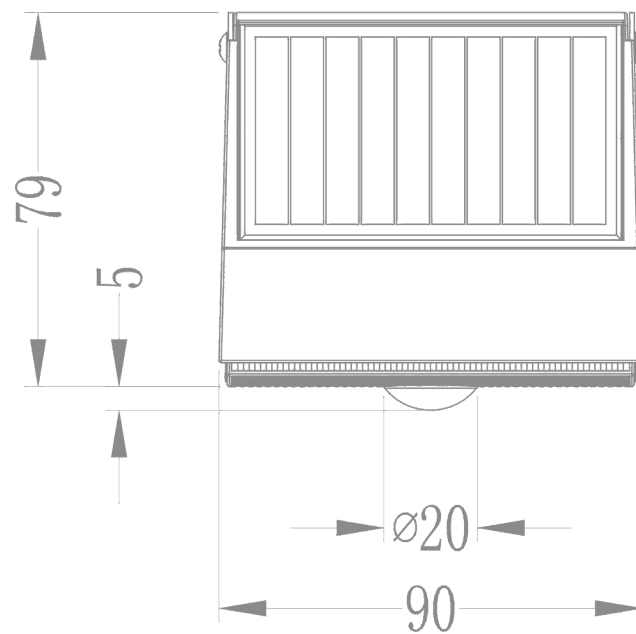


Illumination Curve

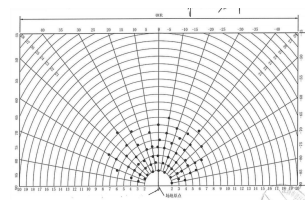


Luminance Distribution






## Detail Benefits



Polycrystalline  
Solar Charging Efficiency :>19%




Power Switch with LED  
Status Indicator



Multi-angle Adjustable



High lumen LEDs  
190lm/W



PIR : > 3m , 120°




Back Details

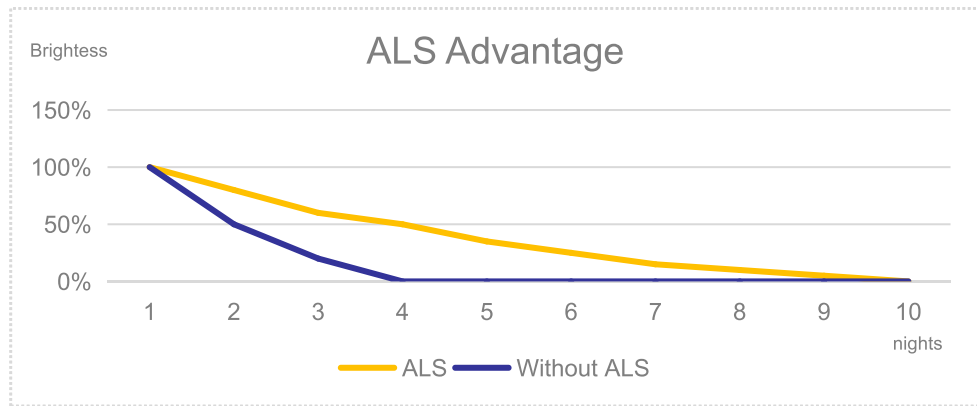


A Great Company should always pay the highest attention to the every detail design , and the craftsmanship spirit should be filled in the whole design process and mass production.

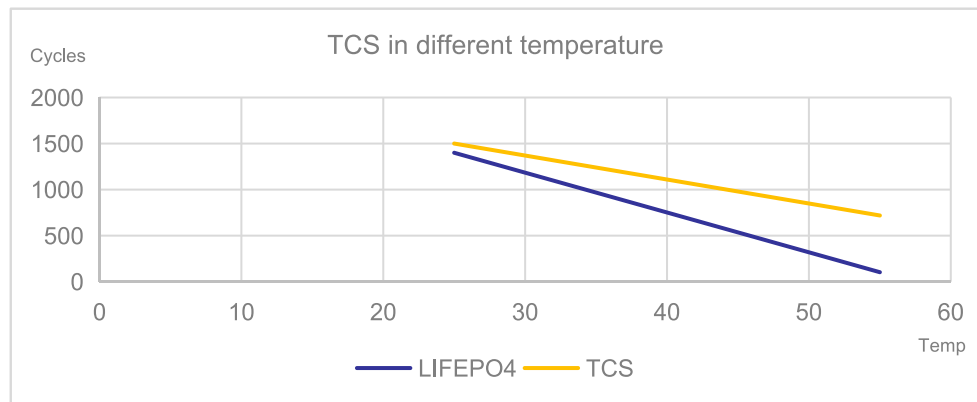


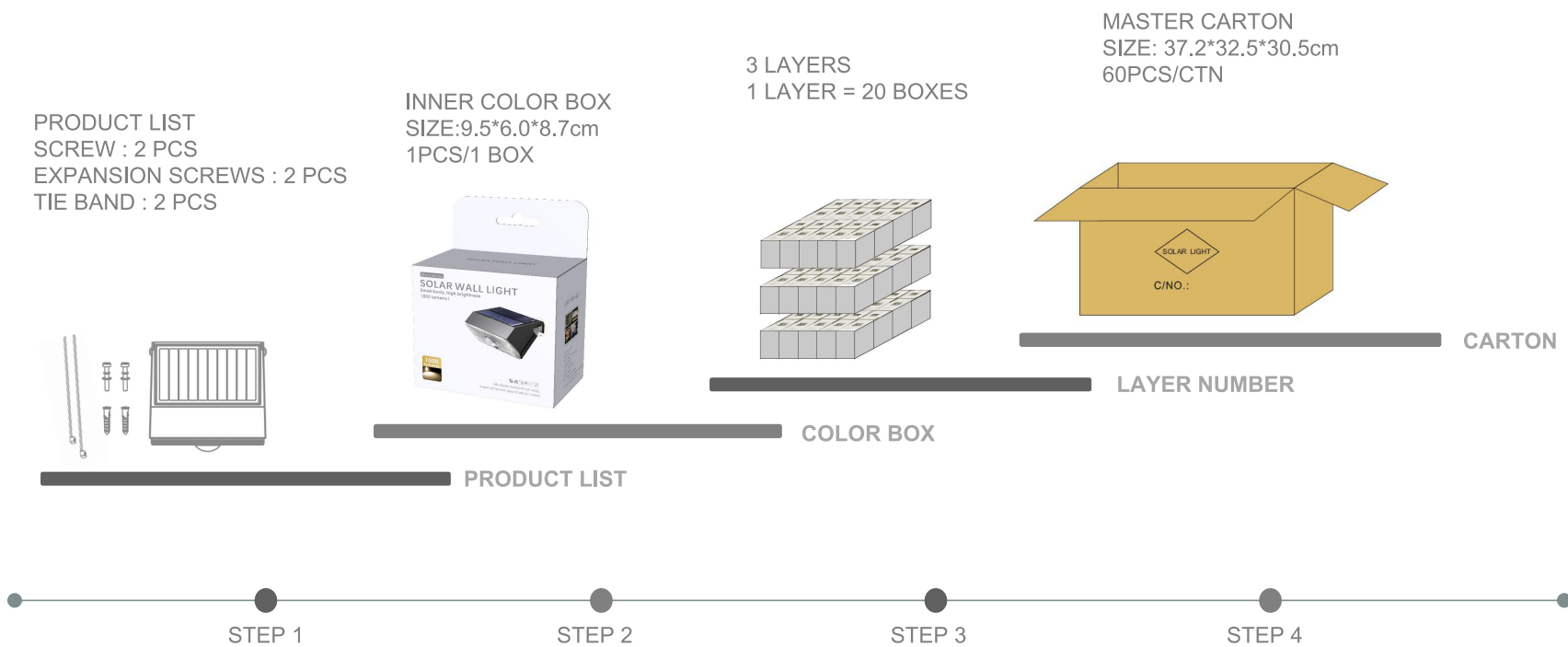


ADVANTAGE OF ALS



ADVANTAGE OF TCS





MODEL NO.	PACKING METHOD	PCS/CTN	QTY(PCS)	CTN QTY	CARTON SIZE(CM)	N.W.(KG)	G.W.(KG)
SWL-11	COLOR BOX	1	1	1	9.5*6.0*8.7	0.19	0.2
	CARTON	60	60	1	37.2*32.5*30.5	12	12.5

Net weight and gross weight  
are for reference only



S / O / L / A / R / L / I / G / H / T

THANKS  
VERY  
MUCH

